


# HAVE THE BALLS TO CHECK YOURSELF

The testicular self-examination (TSE) is an easy way for guys to check their own testicles to make sure there aren't any unusual lumps or bumps — which can be the first sign of testicular cancer.

Although testicular cancer is rare in teenage guys, overall it is the most common cancer in

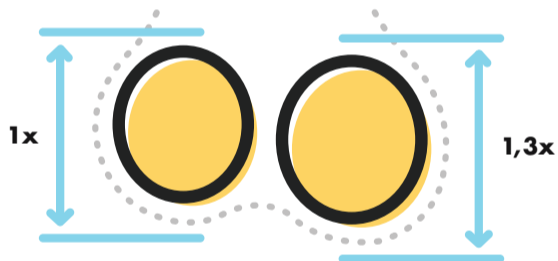
males between the ages of 15 and 39. It's important to try to do a TSE every month so you can become familiar with the normal size and shape of your testicles, making it easier to tell if something feels different or abnormal in the future.



It's best to do a TSE during or right after a hot shower or bath. The scrotum (skin that covers the testicles) is most relaxed then, which makes it easier to examine the testicles.



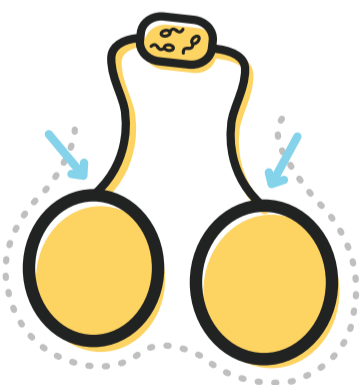
Examine one testicle at a time. Use both hands to gently roll each testicle (with slight pressure) between your fingers. Place your thumbs over the top of your testicle, with the index and middle fingers of each hand behind the testicle, and then roll it between your fingers.




Remember that one testicle (usually the right one) is slightly larger than the other for most guys - this is also normal.



When examining each testicle, feel for any lumps or bumps along the front or sides. Lumps may be as small as a piece of rice or a pea.



You should be able to feel the epididymis (the sperm-carrying tube), which feels soft, rope-like, and slightly tender to pressure, and is located at the top of the back part of each testicle. This is a normal lump.



If you notice any swelling, lumps, or changes in the size of a testicle, the colour of the scrotum, or if you have any pain or achy areas in your groin, let your doctor know right away.



Lumps or swelling may not be cancer, but they should be checked by your doctor as soon as possible. Testicular cancer is almost always curable if it is caught and treated early (KidsHealth).